



ދަރިވަރުންނަށް ރަނގަޅު ދަރުސާ ދޭން ބޭނުންވާ ފަރާތްތަކުގެ ތެރެއިން

Tender No.: MWSC-L/1/ADV/2026/6

Construction of temporary storage site at B.Fehendhoo

Introduction

Male' Water & Sewerage Company Pvt. Ltd, hereby announces Invitation for submission of Proposals to “Construction of temporary storage site at B.Fehendhoo.”

Eligibility Criteria

Interested and competent contractors wishing to carry out the above project must submit the following documents with the official quotation/proposal.

Mandatory Documents:

- Business Registration Certificate.
- Company Profile Information sheet issued by the Ministry of Economic Development
- GST registration certificate (If GST is not registered, please provide a Mira registration copy).
- Declaration of No Conflict of Interest (attached)
- BOQ (attached)

Registration

To be registered in the tendering process, interested bidders are required to complete the registration through the online link below. Note:

Attending the Pre-bid Information session is optional. Bidders who register through the link below will be eligible to submit bids during the bid submission even if they do not attend the Pre-bid Information Session.

Registration Link: <https://form.asana.com/?k=amxJ0TkLgP9BgO6TVwPE2w&d=104531750089658>

The registration deadline is 16th February 2026, 1:00PM, and late registrations will not be accepted.

The detailed scope of work is included with this document.

Tender Schedule:

Step	Process	Date & Time	Venue
1.	Pre-bid Information Session	16 th February 2026, 2:00PM	MWSC CS Building, 6 th Floor & B. Fehendhoo Council
2.	Submission of Proposal & Proposal Opening	22 nd February 2026, 11:00AM	MWSC CS Building, 6 th Floor & B. Fehendhoo Council

For further information, please contact Procurement Department (+960) 332 3209.

Procurement Department

Male Water & Sewerage Company Pvt Ltd

11th February 2026

BILL OF QUANTITIES

CONSTRUCTION OF TEMPORARY STORAGE SITE AT B.FEHENDHOO

BOQ No: BOQ/182

CLIENT : MWSC

SUMMARY OF BILLS OF QUANTITIES

CONSTRUCTION OF TEMPORARY STORAGE SITE ATB.FEHENDHOO

BOQ Reference Number: BOQ/182

DESCRIPTION	AMOUNT (MVR)	%
BILL NO. 01 - CONSTRUCTION OF TEMPORARY SITE	-	#DIV/0!
BILL NO. 02 - CABLE LAYING WORKS FOR TEMPORARY STORAGE SITE	-	#DIV/0!
BILL NO. 03 - CONSTRUCTION OF LIGHT POST FOR TEMPORARY SITE	-	#DIV/0!
BILL NO. 04 - ADDITION & OMMISSION	-	#DIV/0!
TOTAL AMOUNT	-	
TOTAL DURATION:	30.00	Days

CONSTRUCTION OF TEMPORARY STORAGE SITE AT B.FEHENDHOO

Male', Republic of Maldives

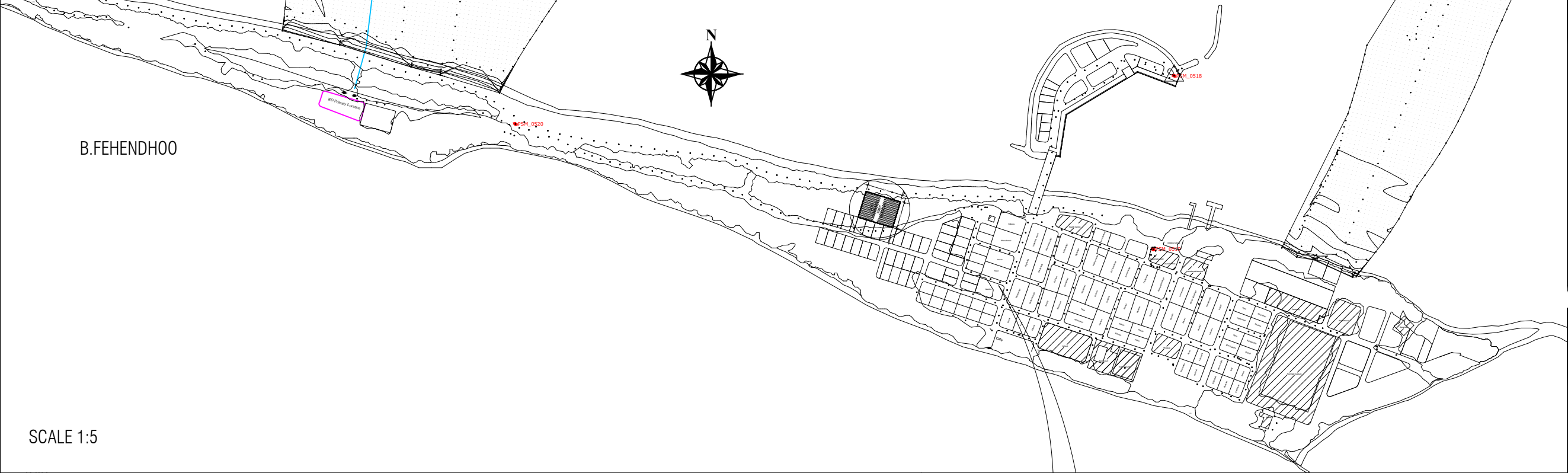
SL.No	Description	Unit	Qty	Rate (MVR)	Total Amount (MVR)
	BILL NO. 01 - CONSTRUCTION OF TEMPORARY SITE				
1.1	Discrepancies				
	All participants in the Tender exercise are deemed to have read the Specifications and BOQ carefully in conjunction with all the Contract Drawings. Any discrepancies between these documents are to be brought to the attention of the Employer and clarified prior to the closing of the Tender. Should any said discrepancies be discovered at a later date, the decision of the Employer is final and any extra cost due to the contractor as a result of such discrepancies will NOT be entertained whatsoever. The Contractor shall, at all times, exercise with care and professional scrutiny to ensure that there are no discrepancies and/or divergence between Contract Drawings and specifications prior to execution of any portion of the Works on site. The Contractor shall immediately give the Employer a written notice specifying any such discrepancies or divergence should he discovered such issues and the Employer shall issue instructions in regard thereto. The Contractor should exercise due diligence in this matter as a failure and/or negligence in complying with the above stated requirements may result in extra costs. Any extra costs incurred in respect therefore shall be borne solely by the Contractor.				
	Payment will be made within 45 days upon submission of the invoice.				
	ADVANCE PAYMENT is not applicable for this work.				
1.2	GENERAL				
	The Bill of Quantities shall be read in conjunction with the Instruction to Bidders, General Conditions of Contract, Appendix to bid, Technical Specification and Tender Drawings.				
	The rates and prices tendered in the priced Bill of Quantities shall, except in so far as it is otherwise provided under the Contract, include all constructional plant, labour, supervision, materials, transportation, installation/erection, profit, together with all general risks, liabilities and obligations set out or implied in the Contract.				
	The rates and prices shall be quoted entirely in Maldivian Rufiyaa.				
	A rate or price shall be entered against each item in the Bill of Quantities, whether quantities are stated or not. The cost of items against which the Contractor has failed to enter a rate or price shall be deemed to be covered by other rates and prices entered in the Bill of Quantities and no separate payment shall be made for such un-priced items.				
	The whole cost of complying with the provisions of the Contract shall be included in the items provided in the priced Bill of Quantities, and where no items are provided but required for completion of contract works, the cost shall be deemed to be distributed among the rates and prices entered for the related item of work. Only properly executed variation orders shall be recognized for additional payment for items not entered in the Bill of Quantities.				
	General directions and descriptions of work and materials are not necessarily repeated or summarized in the Bill of Quantities. The Bidder shall refer to relevant sections of the Contract Document to fully understand the item requirements before entering rates or prices against each item in the Bill of Quantities.				
	All quantities have been rounded to the nearest whole number. Quantities less than one unit has been given as one unit. Measurement standard applied for calculation of quantities are according to NRM-2, RICS.				
	All the materials and equipment required for the works shall be arranged by the contractor. The materials shall be approved by MWSC before implementation.				
	Rates shall include for all painting and finishing as specified. Rate shall include for painting and finishing of exposed surfaces of all steel members. Rate shall also include for application of redoxide at welding joints & one coat of primer paint specific for metal applications. Rate shall also include for application of bitumastic paint on steel members embeded in concrete.				
	Rates shall include for fabrication and erection of temporary supports and fixing in to position.				
	Abbreviations				
m -	metre				
nr -	numbers				
m3 -	cubic metres				

m2 -	square metres				
lm -	linear metre				
t -	tons				
inc. -	including				
mm -	millimetre				
SS -	stainless steel				
GI -	galvanized iron				
Kg -	kilogram				
1.3 CONSTRUCTION OF TEMPORARY SITE					
1.3.1 Site Clearance					
a.	Site clearing including filling, levelling and compaction. Rate shall include for relocation, replantation & disposal of site clearance debris as per ERA requirements. Rate shall also include for cleaning upon completion.	m ²	1,200		-
1.3.2 Security Post					
a.	Construction of security guard post 1.8m x 1.8m as per drawing and specification. Rates shall include all materials required to complete the works and electrical work. Rate shall include for supply & installation of ceiling fan & light with switches, wiring and electrical board (complete setup) as per specification and instruction given by the Engineer	item	1		-
1.3.3 Material Store					
a.	Construction of Material Store post 6m x 12m as per drawing and specification. Rates shall include all materials required to complete the works and electrical works. Rate shall include for supply & installation of lights with switches, wiring and electrical board (complete setup) as per specification and instruction given by the Engineer	item	1		-
1.3.4 Pipe Rack					
a.	Construction of Pipe Rack and sun shade net over the pipe rack as per drawing and specification. Rates shall include all materials required to complete the works.	item	2		-
1.3.5 Sun Shade Net cover area					
a.	Construction of Sun shade net over the area of 24m x 12m as per drawing and specification. Rates shall include all materials required to complete the works.	item	1		-
1.3.6 Boundary Fence and Gate					
a.	Construction of Boundary fence as per drawing and specification. Rates shall include all materials required to complete the works	LM	140		-
b.	Construction of gate as per drawing and specification. Rates shall include all materials required to complete the works	item	1		-
END OF BILL NO 01: CARRIED OVER TO SUMMARY					
BILL NO. 02 - CABLE LAYING WORKS FOR TEMPORARY STORAGE SITE					
2.1 GENERAL					
a.	Rates shall include for: screws, nails, bolts, nuts, standard cable fixing or supporting clips, brackets, straps, rivets, plugs and all incidental accessories				
b.	Rates for work in trench shall include for: excavation, maintaining faces of excavations, backfilling, compaction, appropriate cable covers, warning tape and disposal of surplus spoil				
c.	Cable laying item rate shall include for installation of warning tapes etc..				
d.	The contractor is responsible for any damages to the cables and equipment such as panel boards, other utility service lines, surrounding structures, etc. during the pipe laying. The contractor shall indemnify the respective party against all losses or claims.				
e.	Contractor shall arrange water & electricity for the project at his own expenses.				
f.	Rate shall include mobilization, site management, materials, labor, water, electricity, site clearance, leveling, cleaning, disposal, demobilization, vehicles, vessels, permits, equipment, and tools including all necessary transport and storage required for proper execution and completion of works.				
g.	The contractor shall take delivery and complete installation.				

	For Meter installation, the Rate shall include the following items but not be limited to; - Electric Cables 2C x 6Sqmm - Electrical Smart House Meter 60A-5 (FENAKA Approved) - MCB 32A (2 Pole) - ELCB40A (2 Pole) - CB Box (2Pole) h. - Socket Switch 13A (Box Included) - Socket Switch 15A (Box Included) - Earth Rod - Earth Clamp - Earth Wire 6sqmm - Junction 8"x8" - Warning Tapes				
2.2	Cable Laying works including meter installation & electricity connection (Single Phase)				
2.2.1	Excavation, Laying, and Backfilling of Power Cable, size: 2C x 6sqmm	m	-		-
2.2.2	Supply and Installation of Electrical Smart Meter, Earth Rod, including connection from Meter to DB and all other ancillaries as per the Island Service provider requirement, (already a cable is laid nearby)	item	1.00		-
END OF BILL NO 02: CARRIED OVER TO SUMMARY					
-					
BILL NO. 03 - CONSTRUCTION OF LIGHT POST FOR TEMPORARY SITE					
3.1	GENERAL				
a.	Rates shall include for: screws, nails, bolts, nuts, standard cable fixing or supporting clips, brackets, straps, rivets, plugs and all incidental accessories				
b.	Rates for work in trench shall include for: excavation, maintaining faces of excavations, backfilling, compaction, appropriate cable covers, warning tape and disposal of surplus spoil				
c.	Cable laying item rate shall include for installation of warning tapes etc..				
d.	The contractor is responsible for any damages to the cables and equipment such as panel boards, other utility service lines, surrounding structures, etc. during the pipe laying. The contractor shall indemnify the respective party against all losses or claims.				
e.	Contractor shall arrange water & electricity for the project at his own expenses.				
f.	Rate shall include mobilization, site management, materials, labor, water, electricity, site clearance, leveling, cleaning, disposal, demobilization, vehicles, vessels, permits, equipment, and tools including all necessary transport and storage required for proper execution and completion of works.				
g.	The contractor shall take delivery and complete installation. Rates shall include for supply and complete installation , fittings and fixtures.				
h.	Lighting fixture and electrical wires and other electrical equipment such as fans and such shall comply with STELCO/FENAKA/MEA standard and all fixtures and fitting shall be subjected to written approval by the client				
3.2	Construction of light post				
3.2.1	500W LED Flood Light IP65 @ 5m Light Post including footing and light post as per drawing	Nos	4		0.00
3.2.2	Light Switch - 4 Gang	Nos	1		0.00
3.2.3	2.5mm2 Wiring to Light Points	Nos	4		0.00
END OF BILL NO 03: CARRIED OVER TO SUMMARY					
-					
BILL NO. 04 - ADDITION & OMISSION					
4.1	ADDITION				
4.1.1	BILL NO. 01 - CONSTRUCTION OF TEMPORARY SITE	Item			-
4.1.2	BILL NO. 02 - CABLE LAYING WORKS FOR TEMPORARY STORAGE SITE	Item			-
4.1.3	BILL NO. 03 - CONSTRUCTION OF LIGHT POST FOR TEMPORARY SITE	Item			-
4.2	OMISSION				
4.2.1	BILL NO. 01 - CONSTRUCTION OF TEMPORARY SITE	Item			-
4.2.2	BILL NO. 02 - CABLE LAYING WORKS FOR TEMPORARY STORAGE SITE	Item			-
4.2.3	BILL NO. 03 - CONSTRUCTION OF LIGHT POST FOR TEMPORARY SITE	Item			-
END OF BILL NO 04: CARRIED OVER TO SUMMARY					
-					

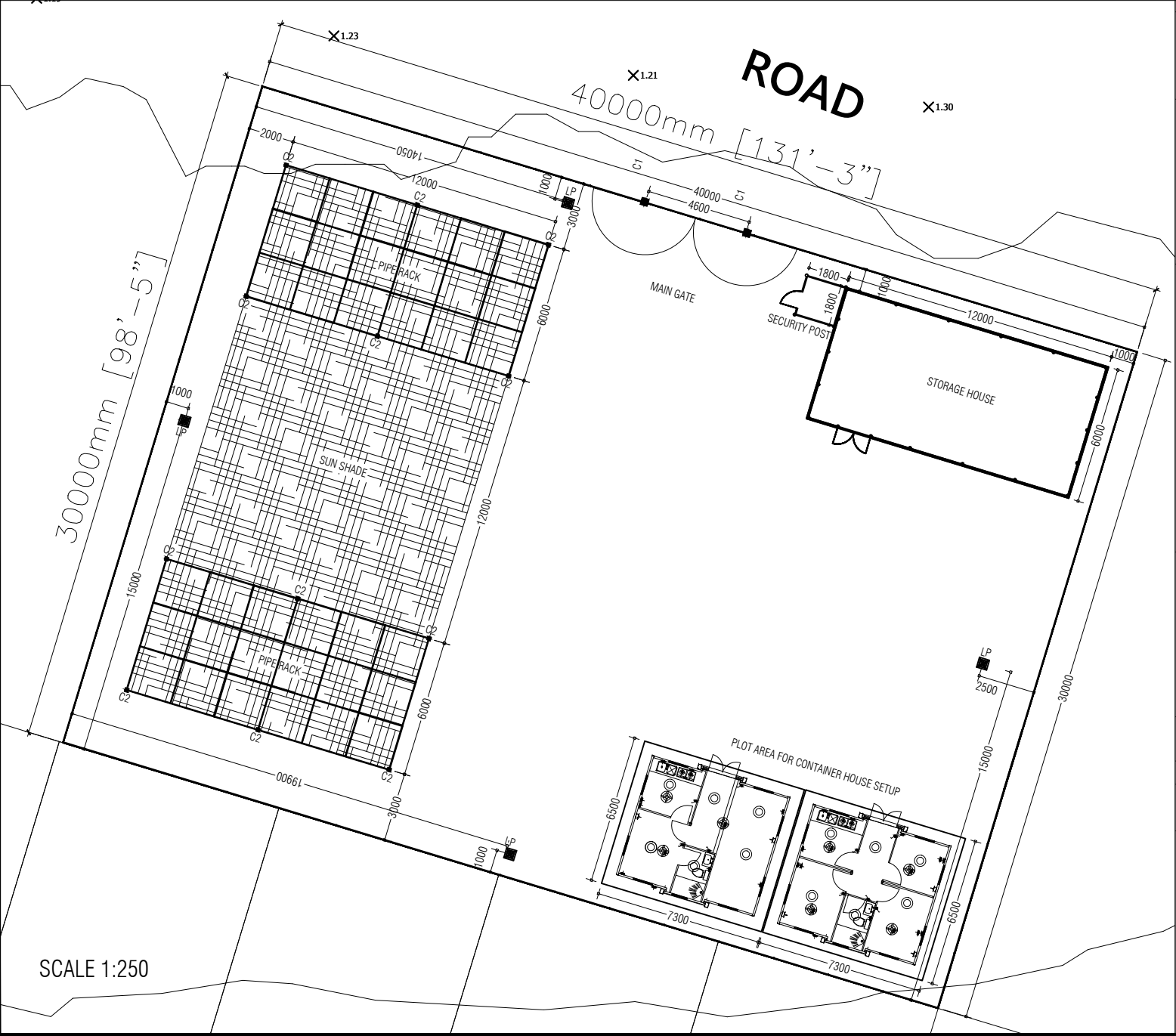
Duration:

30 Days

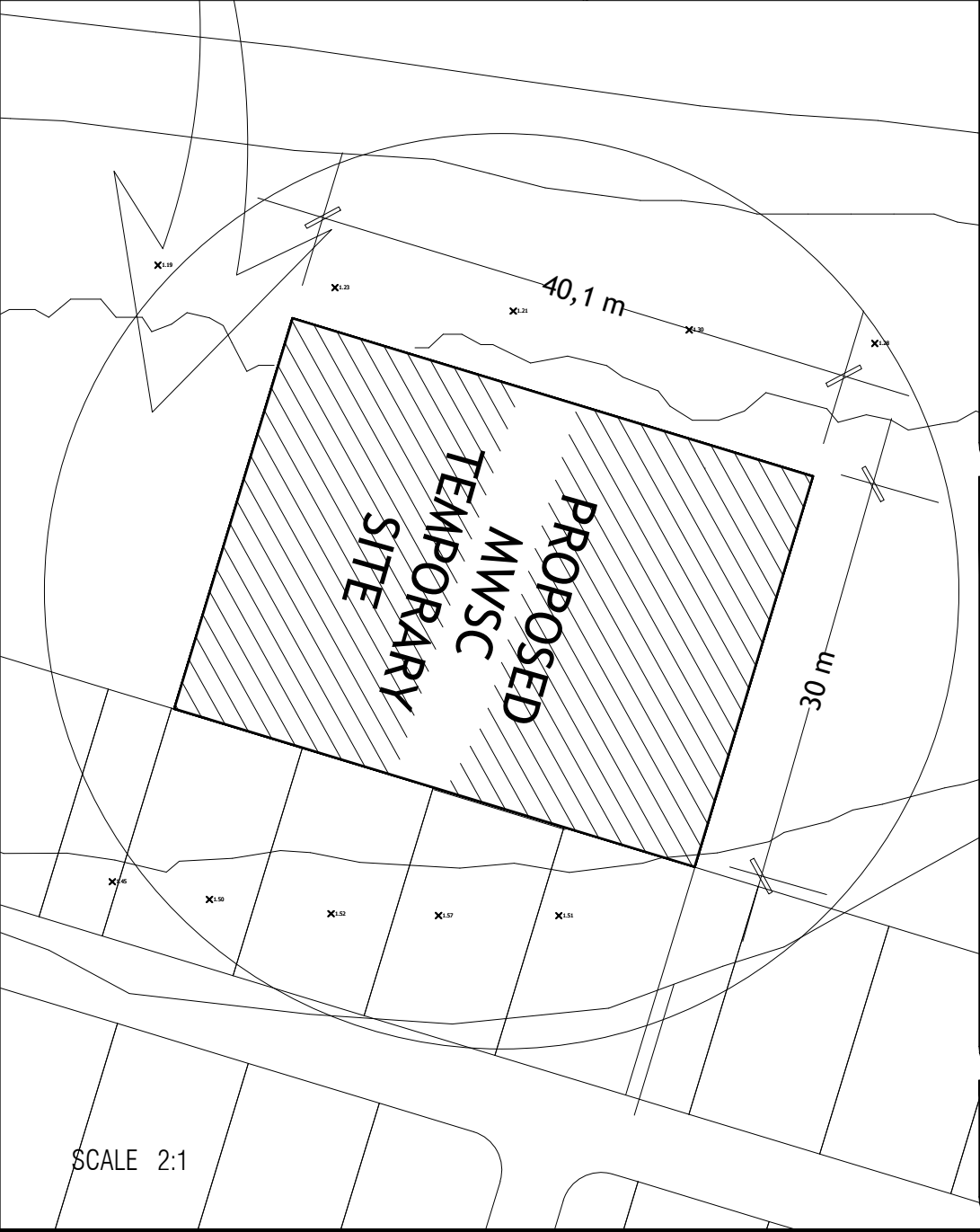


B.FEHENDHOO

SCALE 1:5



SCALE 1:250



SCALE 2:1

PROJECT TITLE:
CONSTRUCTION OF WATER SUPPLY AND SEWERAGE
FACILITIES IN B.FEHENDHOO

SUB TITLE:
WATER AND SEWERAGE FACILITIES

CLIENT:
MINISTRY OF CONSTRUCTION,
HOUSING &
INFRASTRUCTURE

CONTRACTOR:
MALE' WATER & SEWERAGE
COMPANY PVT.LTD



DESIGN CONTRACTOR:
MALE' WATER & SEWERAGE
COMPANY PVT.LTD

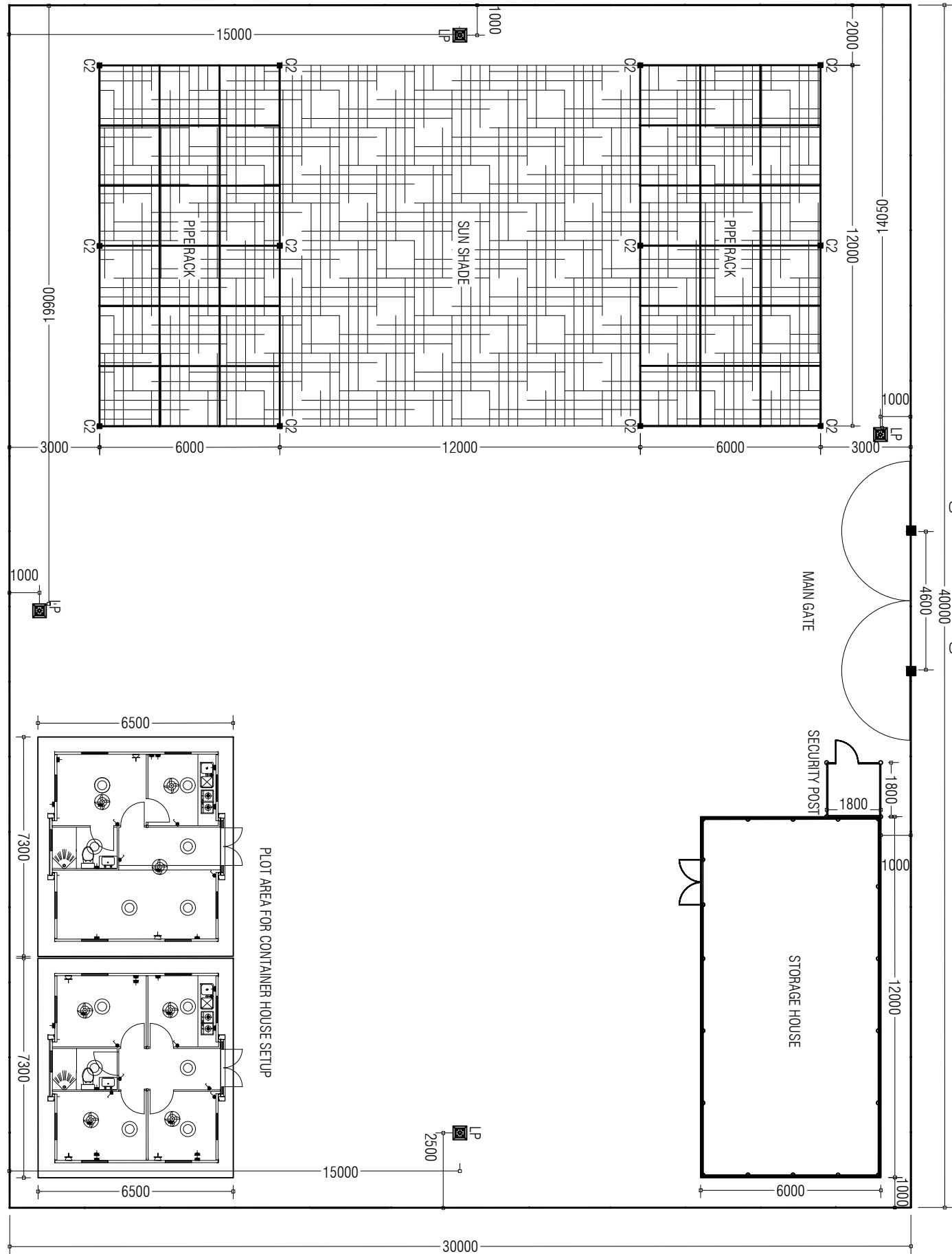


TYPE OF
DRAWING: DETAIL DESIGN

LEGENDS & NOTES:

DRAWN BY:	FATHMATH FAZEELA		
DRAWING TITLE:	B.FEHENDHOO TEMPORARY SITE LOCATION		
DRAWING NO:	25-E07-FEHN-WS-A0-DD-01	PAGE NO:	01
SCALE:	AS GIVEN	REV NO:	00
DATE:	04th DECEMBER 2025	PAPER SIZE:	A3
LOCATION:	B.FEHENDHOO		
ARCHITECT CHECKER STAMP:			
STRUCTURAL ENGINEER CHECKER STAMP:			
ELECTRICAL ENGINEER CHECKER STAMP:			
REV NO.	DATE	REVISION DESCRIPTION	

MWSC-C3-F-06 Rev00



TEMPORARY SITE LAYOUT
SCALE NTS

PROJECT TITLE:
CONSTRUCTION OF WATER SUPPLY AND SEWERAGE
FACILITIES IN B.FEHENDHOO

SUB TITLE:
WATER AND SEWERAGE FACILITIES

CLIENT:
MINISTRY OF CONSTRUCTION,
HOUSING &
INFRASTRUCTURE

CONTRACTOR:
MALE' WATER & SEWERAGE
COMPANY PVT.LTD



DESIGN CONTRACTOR:
MALE' WATER & SEWERAGE
COMPANY PVT.LTD



TYPE OF
DRAWING: DETAIL DESIGN

LEGENDS & NOTES:

DRAWN BY: FATHMATH FAZEELA

DRAWING
TITLE: B.FEHENDHOO TEMPORARY SITE LAYOUT

DRAWING NO: 25-E07-FEHN-WS-A0-DD-02

PAGE NO: 02

SCALE: NTS

REV NO: 00

DATE: 04th DECEMBER 2025

PAPER SIZE: A3

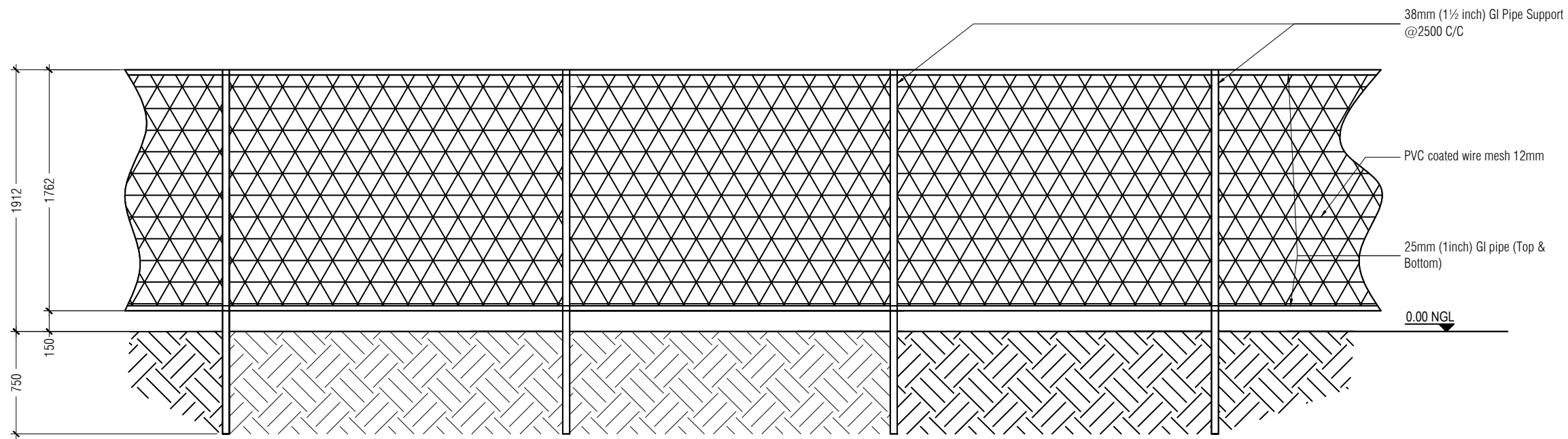
LOCATION: B.FEHENDHOO

ARCHITECT
/CHECKER
STAMP:


STRUCTURAL
ENGINEER
/CHECKER
STAMP:

ELECTRICAL
ENGINEER
/CHECKER
STAMP:

REV NO.	DATE	REVISION DESCRIPTION



BOUNDARY FENCE DETAILS
SCALE NTS



Note: Required hinges and locking system should be provided for the Gate

BOUNDARY GATE DETAILS
SCALE NTS

PROJECT TITLE:
CONSTRUCTION OF WATER SUPPLY AND SEWERAGE
FACILITIES IN B.FEHENDHOO

SUB TITLE:
WATER AND SEWERAGE FACILITIES

CLIENT:
MINISTRY OF CONSTRUCTION,
HOUSING &
INFRASTRUCTURE

CONTRACTOR:
MALE' WATER & SEWERAGE
COMPANY PVT.LTD



DESIGN CONTRACTOR:
MALE' WATER & SEWERAGE
COMPANY PVT.LTD



TYPE OF
DRAWING: DETAIL DESIGN

LEGENDS & NOTES:

DRAWN BY: FATHMATH FAZEELA

DRAWING
TITLE: BOUNDARY FENCE & GATE DETAILS

DRAWING NO: 25-E07-FEHN-WS-D1-DD-03

PAGE NO: 03

SCALE: NTS

REV NO: 00

DATE: 04th DECEMBER 2025

PAPER SIZE: A3

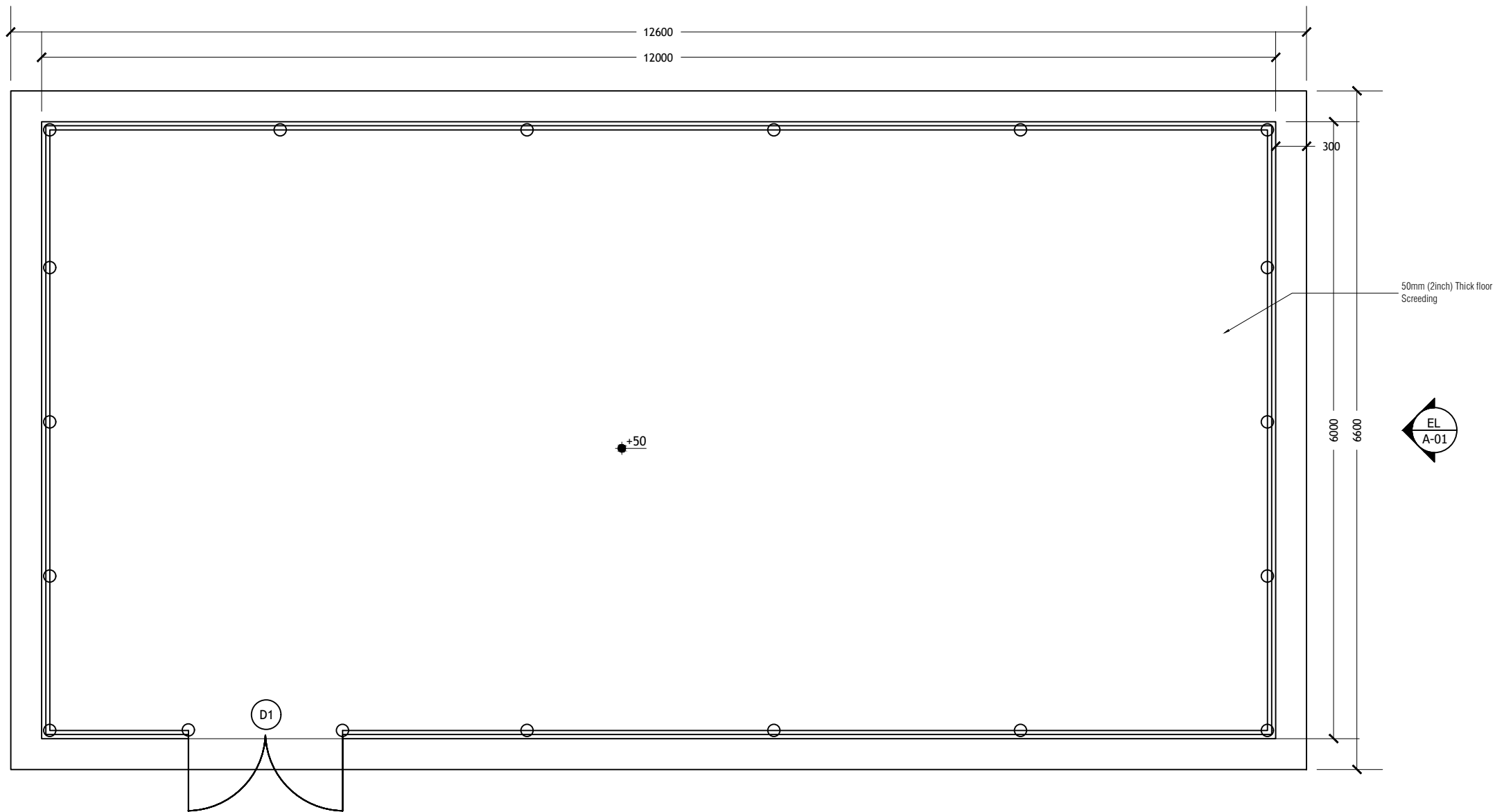
LOCATION: B.FEHENDHOO

ARCHITECT
/CHECKER
STAMP:



STRUCTURAL
ENGINEER
/CHECKER
STAMP:

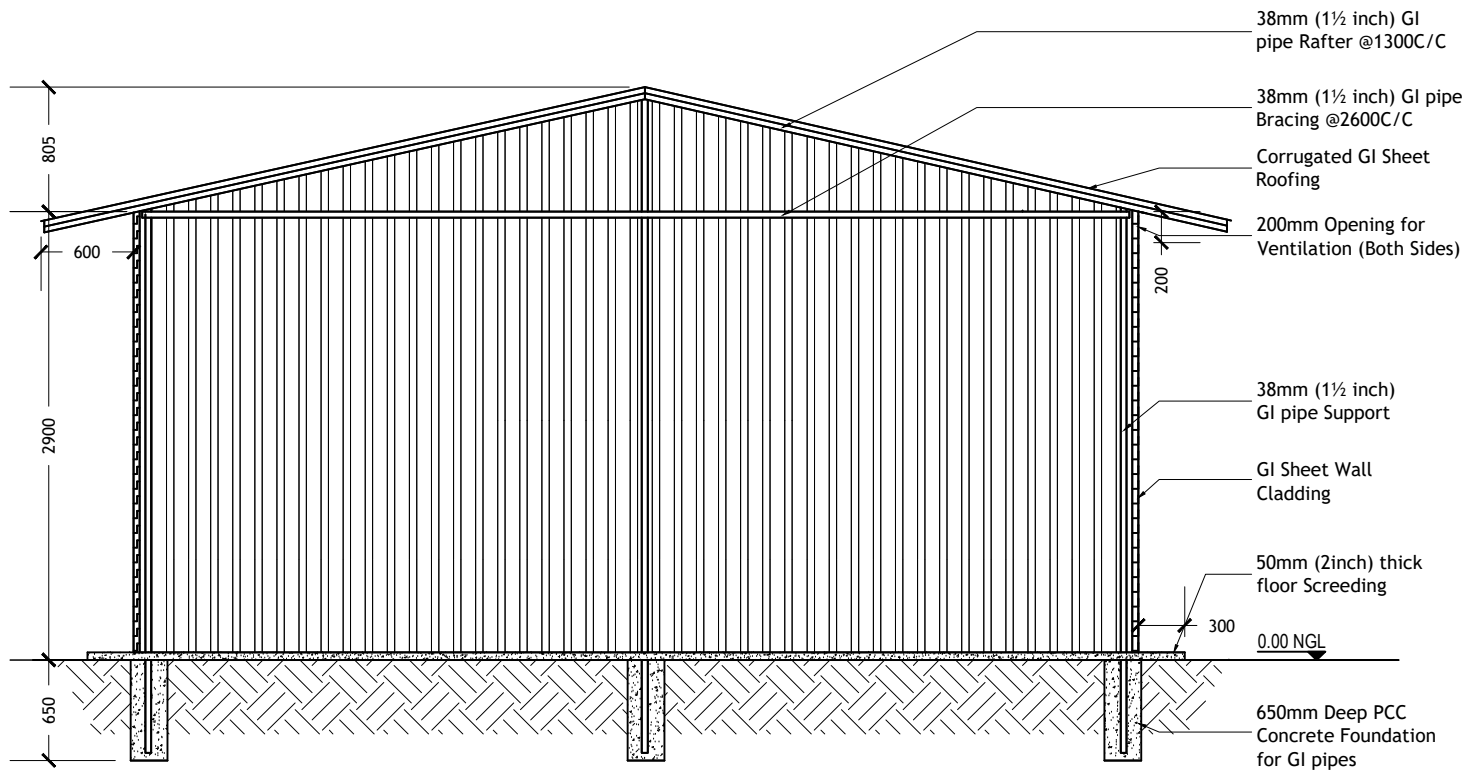
ELECTRICAL
ENGINEER
/CHECKER
STAMP:

REV NO. DATE REVISION DESCRIPTION

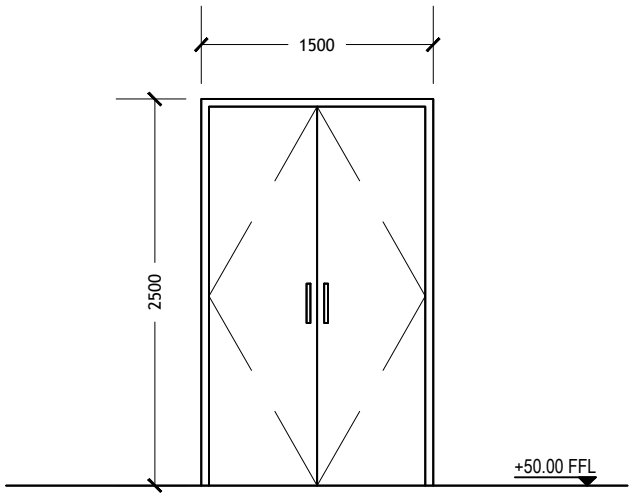


STORAGE HOUSE - FLOOR LAYOUT
SCALE NTS

PROJECT TITLE: CONSTRUCTION OF WATER SUPPLY AND SEWERAGE FACILITIES IN B.FEHENDHOO			
SUB TITLE: WATER AND SEWERAGE FACILITIES			
CLIENT: MINISTRY OF CONSTRUCTION, HOUSING & INFRASTRUCTURE			
CONTRACTOR: MALE' WATER & SEWERAGE COMPANY PVT.LTD		 <small>MALE' WATER & SEWERAGE COMPANY PVT. LTD. 2023 REPUBLIC OF MALDIVES TEL: (+960 2222288) FAX: (+960 2222288) E-mail: mwsc@mwsc.com.mv</small>	
DESIGN CONTRACTOR: MALE' WATER & SEWERAGE COMPANY PVT.LTD		 <small>MALE' WATER & SEWERAGE COMPANY PVT. LTD. 2023 REPUBLIC OF MALDIVES TEL: (+960 2222288) FAX: (+960 2222288) E-mail: mwsc@mwsc.com.mv</small>	
TYPE OF DRAWING:	DETAIL DESIGN		
LEGENDS & NOTES:			

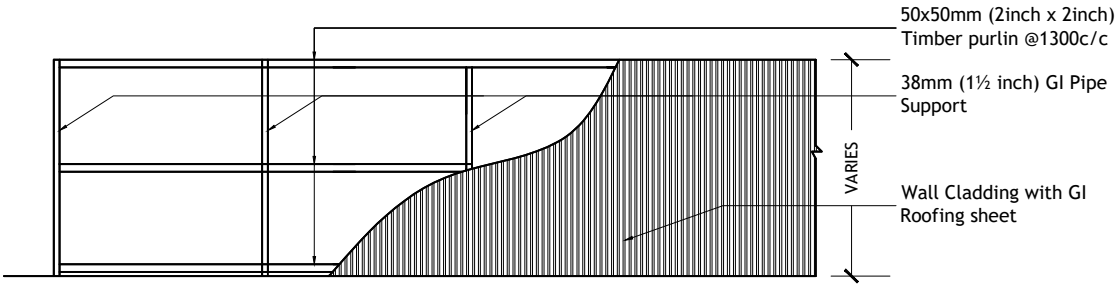


STORAGE HOUSE - ELEVATION A01
SCALE NTS



D1	DOUBLE LEAF SWING TYPE DOOR
REMARKS	CLADDING SHEET WITH GI 38ØMM FRAME
QUANTITY	01 NOS
HARDWARE	8 NOS HINGES 1 LOCK SET 1 LOCK HANDLE

STORAGE HOUSE - DOOR DETAILS
SCALE NTS



STORAGE HOUSE - WALL CLADDING DETAILS
SCALE NTS

PROJECT TITLE:
CONSTRUCTION OF WATER SUPPLY AND SEWERAGE
FACILITIES IN B.FEHENDHOO

SUB TITLE:
WATER AND SEWERAGE FACILITIES

CLIENT:
MINISTRY OF CONSTRUCTION,
HOUSING &
INFRASTRUCTURE

CONTRACTOR:
MALE' WATER & SEWERAGE
COMPANY PVT.LTD



DESIGN CONTRACTOR:
MALE' WATER & SEWERAGE
COMPANY PVT.LTD



TYPE OF
DRAWING: DETAIL DESIGN

LEGENDS & NOTES:

DRAWN BY: FATHMATH FAZEELA

DRAWING
TITLE: STORAGE HOUSE ELEVATION WALL CLADDING & DOOR
DETAILS

DRAWING NO: 25-E07-FEHN-WS-D1-DD-05

PAGE NO: 05

SCALE: AS GIVEN

REV NO: 00

DATE: 04th DECEMBER 2025

PAPER SIZE: A3


LOCATION: B.FEHENDHOO

ARCHITECT
/CHECKER
STAMP:


STRUCTURAL
ENGINEER
/CHECKER
STAMP:


ELECTRICAL
ENGINEER
/CHECKER
STAMP:

REV NO.	DATE	REVISION DESCRIPTION




STORAGE HOUSE - ROOF FRAME DETAILS
SCALE NTS


PROJECT TITLE: CONSTRUCTION OF WATER SUPPLY AND SEWERAGE FACILITIES IN B.FEHENDHOO			
SUB TITLE: WATER AND SEWERAGE FACILITIES			
CLIENT: MINISTRY OF CONSTRUCTION, HOUSING & INFRASTRUCTURE			
CONTRACTOR: MALE' WATER & SEWERAGE COMPANY PVT.LTD		 <small>MALE' WATER & SEWERAGE COMPANY (PVT) LTD. 2023 (REPUBLIC OF MALDIVES) TEL: (+960) 3333398, FAX: (+960) 3333398, E-mail: male'water@mwsc.com.mv</small>	
DESIGN CONTRACTOR: MALE' WATER & SEWERAGE COMPANY PVT.LTD		 <small>MALE' WATER & SEWERAGE COMPANY (PVT) LTD. 2023 (REPUBLIC OF MALDIVES) TEL: (+960) 3333398, FAX: (+960) 3333398, E-mail: male'water@mwsc.com.mv</small>	
TYPE OF DRAWING:	DETAIL DESIGN		
LEGENDS & NOTES:			

- LEGEND
- 


D-Board




LED Flood Light 50W




1 Gang Light Control Switch



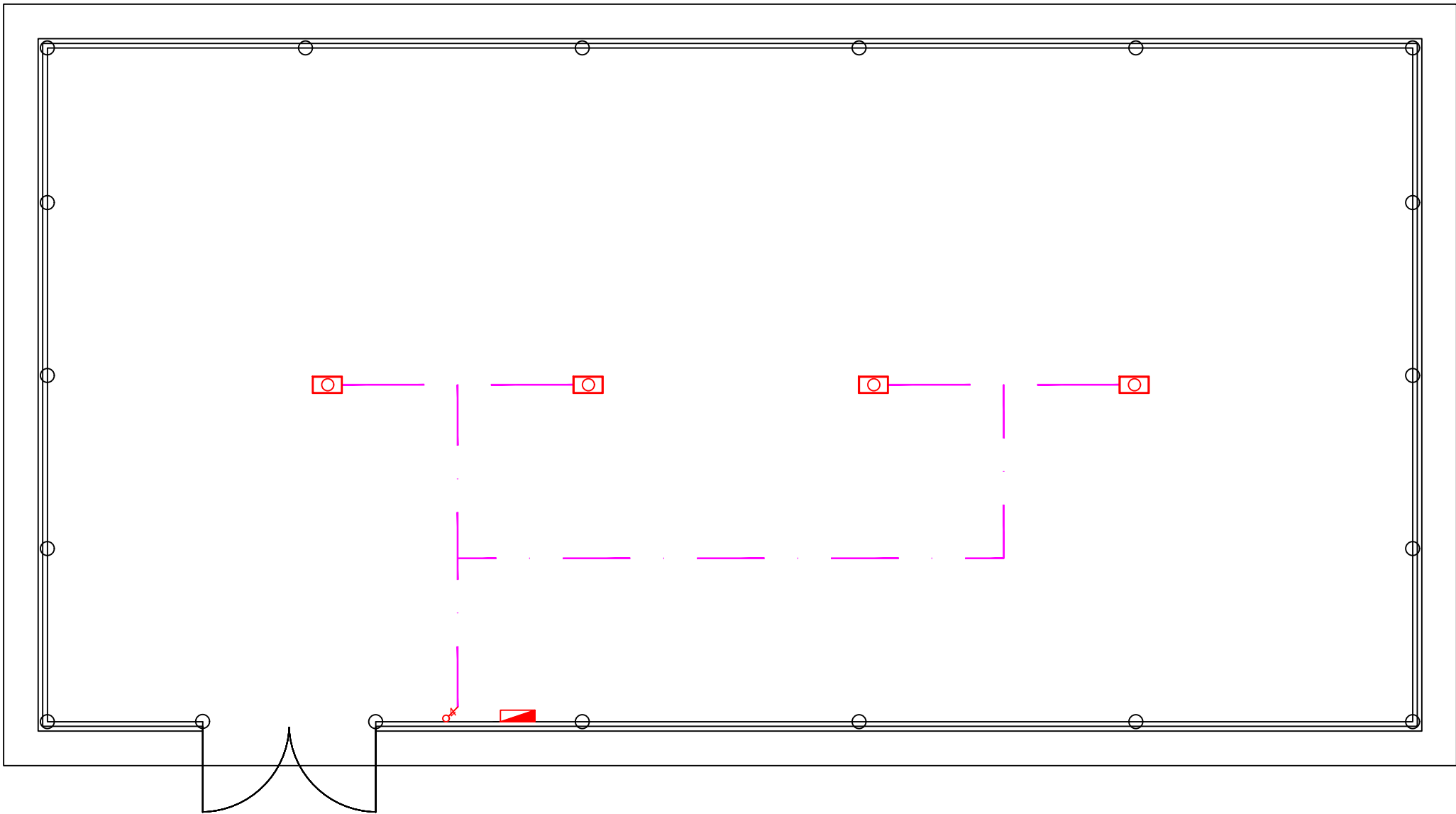
2 Gang Light Control Switch



3 Gang Light Control Switch



4 Gang Light Control Switch



STORAGE HOUSE - ELECTRICAL LAYOUT
SCALE NTS

PROJECT TITLE:
CONSTRUCTION OF WATER SUPPLY AND SEWERAGE
FACILITIES IN B.FEHENDHOO

SUB TITLE:
WATER AND SEWERAGE FACILITIES

CLIENT:
MINISTRY OF CONSTRUCTION,
HOUSING &
INFRASTRUCTURE

CONTRACTOR:
MALE' WATER & SEWERAGE
COMPANY PVT.LTD



DESIGN CONTRACTOR:
MALE' WATER & SEWERAGE
COMPANY PVT.LTD



TYPE OF
DRAWING: DETAIL DESIGN

LEGENDS & NOTES:

DRAWN BY: FATHMATH FAZEELA

DRAWING
TITLE: STORAGE HOUSE ELECTRICAL LAYOUT

DRAWING NO: 25-E07-FEHN-WS-E01-DD-07 PAGE NO: 07

SCALE: NTS REV NO: 00

DATE: 04th DECEMBER 2025 PAPER SIZE: A3

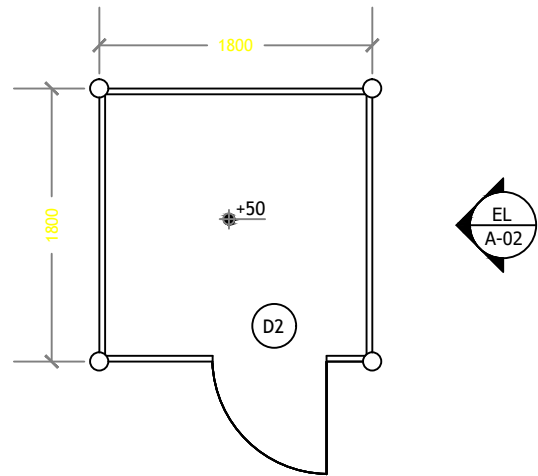
LOCATION: B.FEHENDHOO

ARCHITECT
/CHECKER
STAMP:

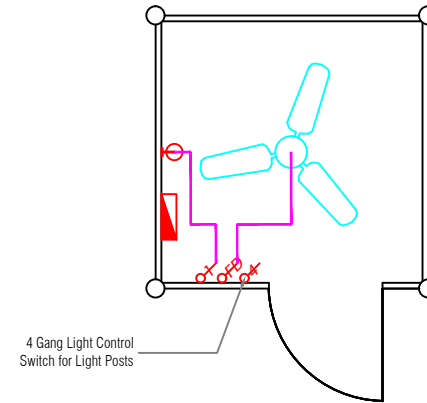
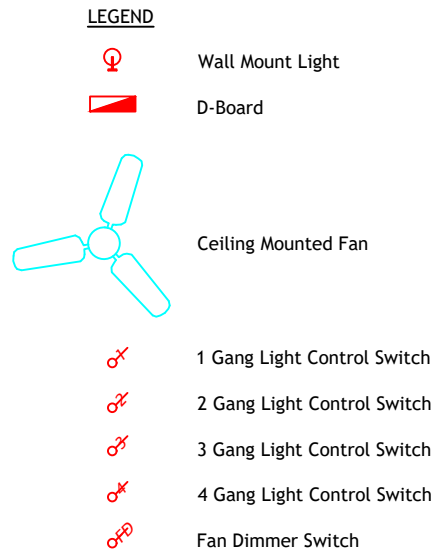
STRUCTURAL
ENGINEER
/CHECKER
STAMP:

ELECTRICAL
ENGINEER
/CHECKER
STAMP:

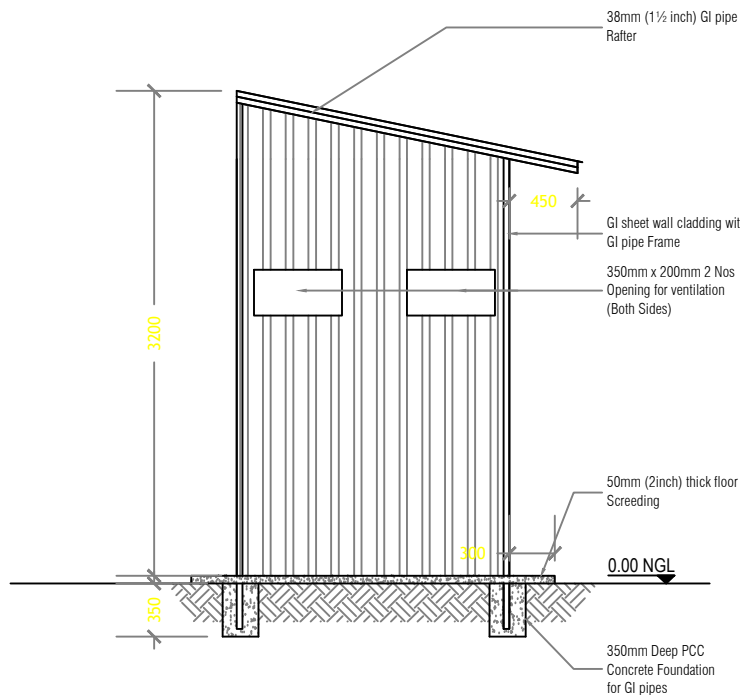
REV NO.	DATE	REVISION DESCRIPTION



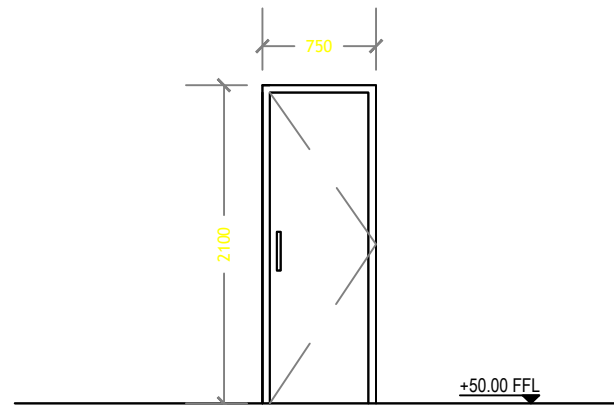
SECURITY POST - FLOOR LAYOUT
SCALE NTS



SECURITY POST - ELECTRICAL LAYOUT
SCALE NTS



SECURITY POST - ELEVATION A02
SCALE NTS



D2	SINGLE LEAF SWING TYPE DOOR
REMARKS	CLADDING SHEET WITH GI 38ØMM FRAME OR TIMBER FRAME
QUANTITY	01 NOS
HARDWARE	4 NOS HINGES 1 NOS LOCK SET 1 NOS LOCK HANDLE

SECURITY POST - DOOR DETAILS
SCALE NTS

PROJECT TITLE:
CONSTRUCTION OF WATER SUPPLY AND SEWERAGE
FACILITIES IN B.FEHENDHOO

SUB TITLE:
WATER AND SEWERAGE FACILITIES

CLIENT:
MINISTRY OF CONSTRUCTION,
HOUSING &
INFRASTRUCTURE

CONTRACTOR:
MALE' WATER & SEWERAGE
COMPANY PVT.LTD



DESIGN CONTRACTOR:
MALE' WATER & SEWERAGE
COMPANY PVT.LTD



TYPE OF
DRAWING: DETAIL DESIGN

LEGENDS & NOTES:

DRAWN BY: FATHMATH FAZEELA

DRAWING
TITLE: SECURITY POST DETAILS

DRAWING NO: 25-E07-FEHN-WS-D1-DD-08 PAGE NO: 08

SCALE: NTS REV NO: 00

DATE: 04th DECEMBER 2025 PAPER SIZE: A3

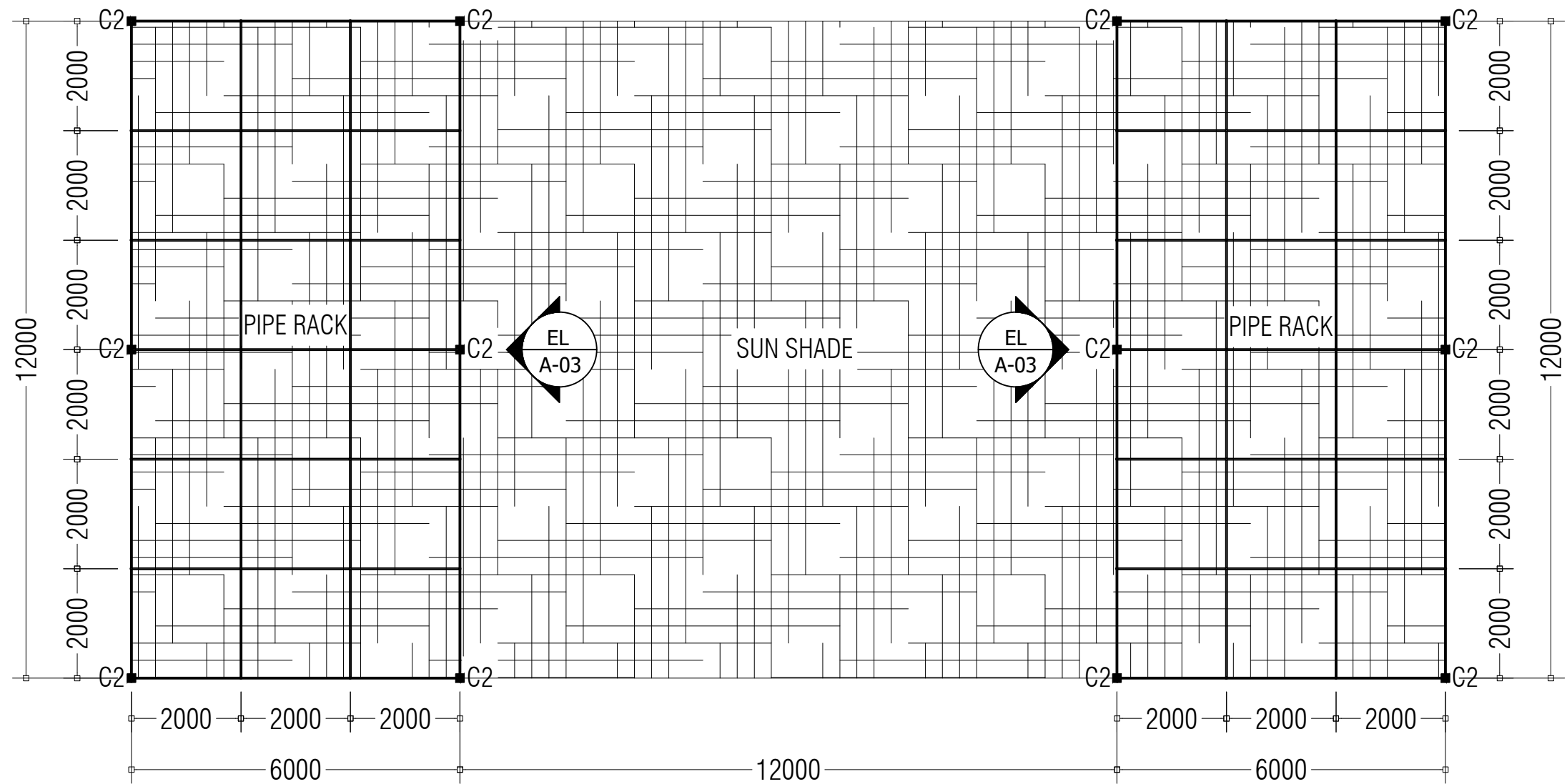
LOCATION: B.FEHENDHOO

ARCHITECT
/CHECKER
STAMP:

STRUCTURAL
ENGINEER
/CHECKER
STAMP:

ELECTRICAL
ENGINEER
/CHECKER
STAMP:

REV NO.	DATE	REVISION DESCRIPTION



PIPE RACK LAYOUT
SCALE NTS

PROJECT TITLE:
CONSTRUCTION OF WATER SUPPLY AND SEWERAGE
FACILITIES IN B.FEHENDHOO

SUB TITLE:
WATER AND SEWERAGE FACILITIES

CLIENT:
MINISTRY OF CONSTRUCTION,
HOUSING &
INFRASTRUCTURE

CONTRACTOR:
MALE' WATER & SEWERAGE
COMPANY PVT.LTD

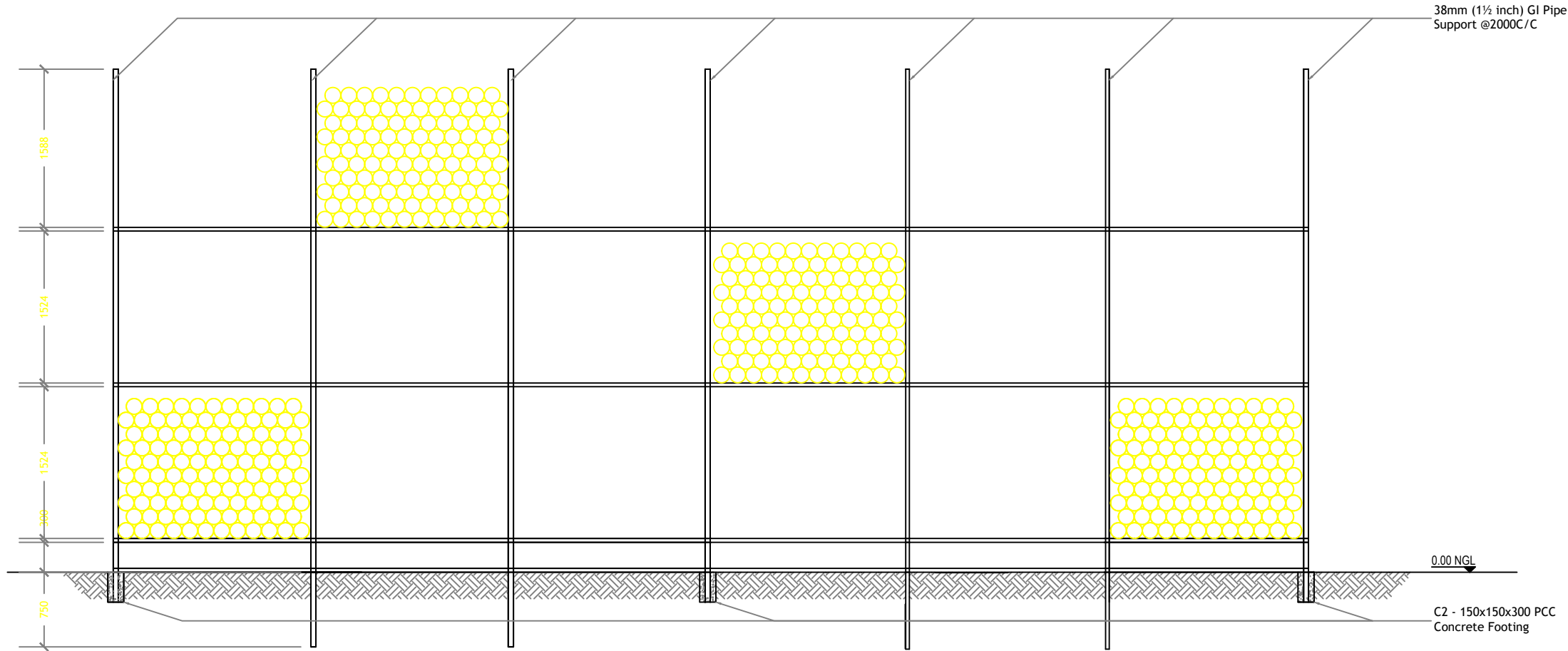
DESIGN CONTRACTOR:
MALE' WATER & SEWERAGE
COMPANY PVT.LTD



TYPE OF DRAWING:	DETAIL DESIGN
---------------------	---------------

LEGENDS & NOTES:

DRAWN BY:	FATHMATH FAZEELA		
DRAWING TITLE:	PIPE RACK LAYOUT		
DRAWING NO:	25-E07-FEHN-WS-A1-DD-09	PAGE NO:	09
SCALE:	NTS	REV NO:	00
DATE:	04th DECEMBER 2025	PAPER SIZE:	A3
LOCATION:	B.FEHENDHOO		
ARCHITECT /CHECKER STAMP:			
STRUCTURAL ENGINEER /CHECKER STAMP:			
ELECTRICAL ENGINEER /CHECKER STAMP:			
REV NO.	DATE	REVISION DESCRIPTION	



PIPE RACK - ELEVATION A03
SCALE NTS

PROJECT TITLE:
CONSTRUCTION OF WATER SUPPLY AND SEWERAGE
FACILITIES IN B.FEHENDHOO

SUB TITLE:
WATER AND SEWERAGE FACILITIES

CLIENT:
MINISTRY OF CONSTRUCTION,
HOUSING &
INFRASTRUCTURE

CONTRACTOR:
MALE' WATER & SEWERAGE
COMPANY PVT.LTD

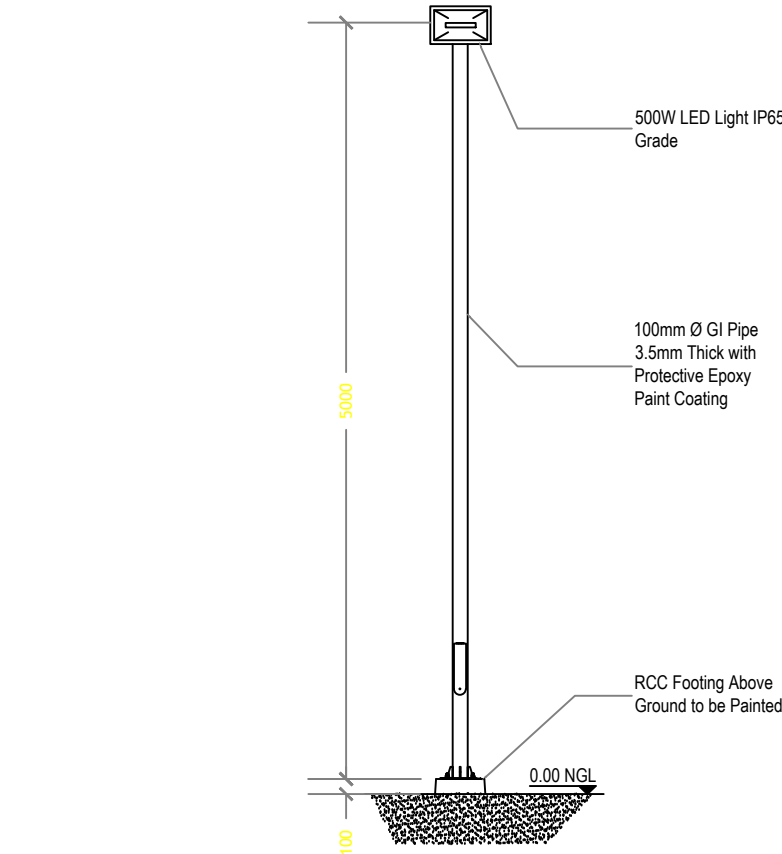
DESIGN CONTRACTOR:
MALE' WATER & SEWERAGE
COMPANY PVT.LTD



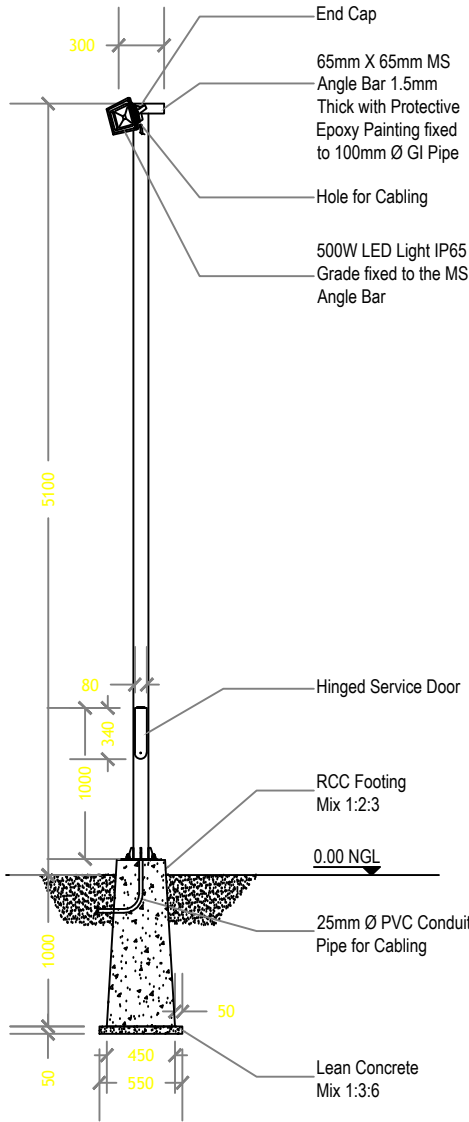
TYPE OF DRAWING:	DETAIL DESIGN
---------------------	---------------

LEGENDS & NOTES:

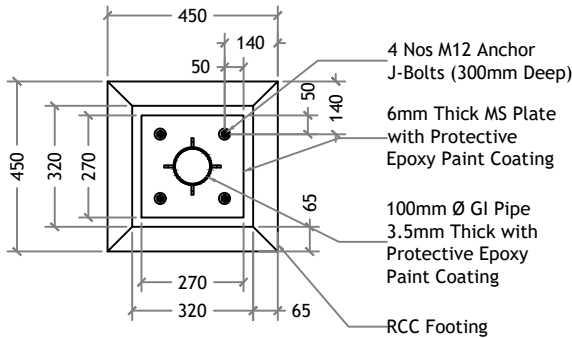
DRAWN BY:	FATHMATH FAZEELA		
DRAWING TITLE:	PIPE RACK ELEVATION		
DRAWING NO:	25-E07-FEHN-WS-D1-DD-10	PAGE NO:	10
SCALE:	NTS	REV NO:	00
DATE:	04th DECEMBER 2025	PAPER SIZE:	A3
LOCATION:	B.FEHENDHOO		
ARCHITECT /CHECKER STAMP:			
STRUCTURAL ENGINEER /CHECKER STAMP:			
ELECTRICAL ENGINEER /CHECKER STAMP:			
REV NO.	DATE	REVISION DESCRIPTION	



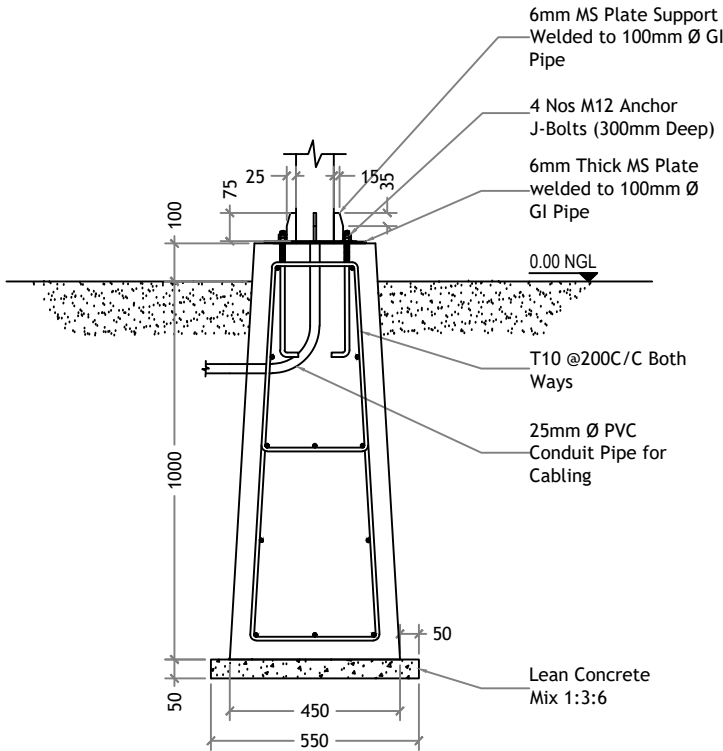
LIGHT POST - FRONT VIEW
SCALE 1:50



LIGHT POST DETAILS
SCALE 1:50



LIGHT POST - PLAN VIEW
SCALE 1:20



LIGHT POST - FOOTING DETAIL
SCALE 1:20

PROJECT TITLE:
CONSTRUCTION OF WATER SUPPLY AND SEWERAGE
FACILITIES IN B.FEHENDHOO

SUB TITLE:
WATER AND SEWERAGE FACILITIES

CLIENT:
MINISTRY OF CONSTRUCTION,
HOUSING &
INFRASTRUCTURE

CONTRACTOR:
MALE' WATER & SEWERAGE
COMPANY PVT.LTD



DESIGN CONTRACTOR:
MALE' WATER & SEWERAGE
COMPANY PVT.LTD



TYPE OF
DRAWING: DETAIL DESIGN

LEGENDS & NOTES:

DRAWN BY: FATHMATH FAZEELA

DRAWING
TITLE: LIGHT POST DETAILS

DRAWING NO: 25-E07-FEHN-WS-D1-DD-11 PAGE NO: 11

SCALE: NTS REV NO: 00

DATE: 04th DECEMBER 2025 PAPER SIZE: A3

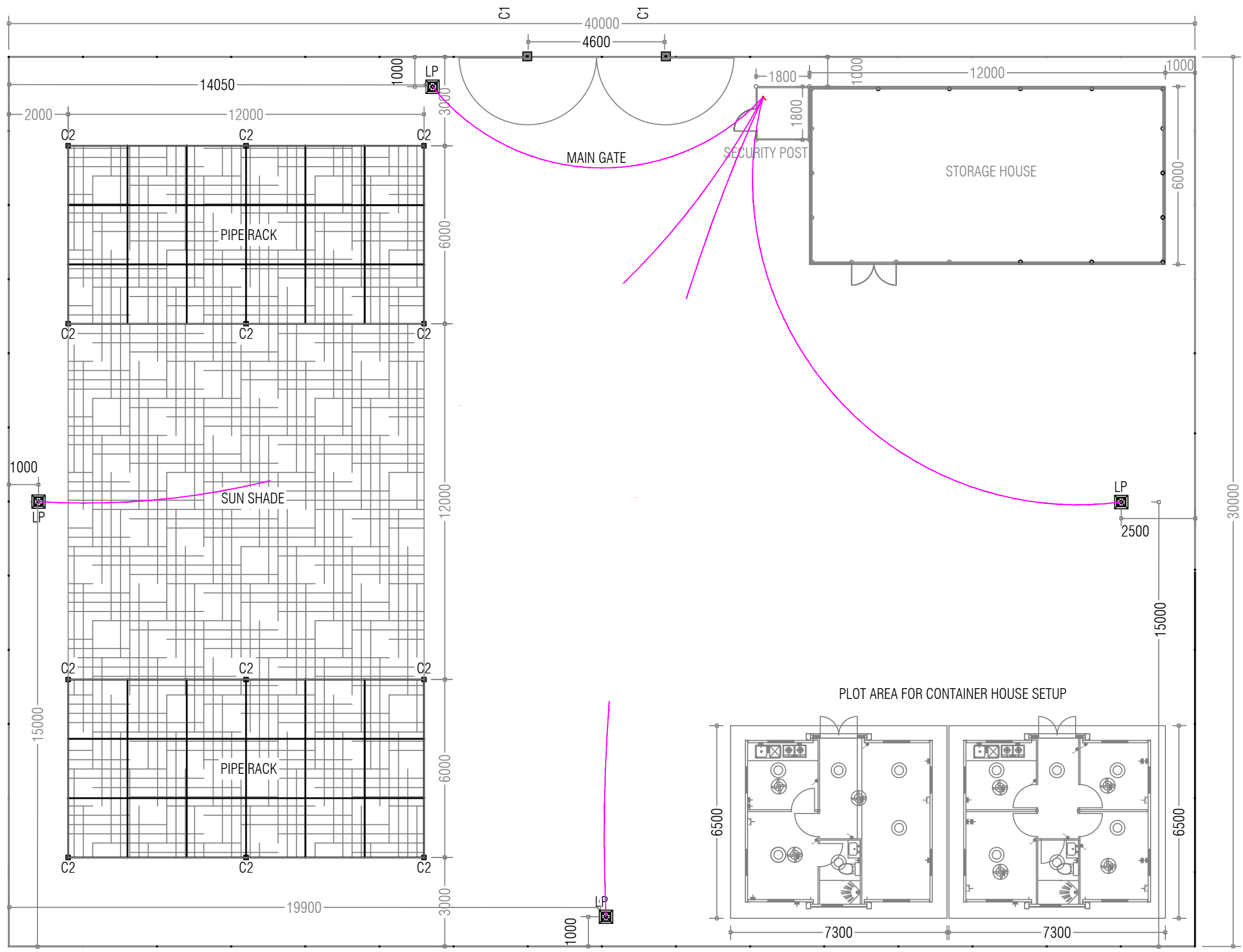
LOCATION: B.FEHENDHOO

ARCHITECT
/CHECKER
STAMP:

STRUCTURAL
ENGINEER
/CHECKER
STAMP:

ELECTRICAL
ENGINEER
/CHECKER
STAMP:

REV NO.	DATE	REVISION DESCRIPTION



TEMPORARY SITE LIGHT POST LAYOUT
SCALE NTS

PROJECT TITLE:
CONSTRUCTION OF WATER SUPPLY AND SEWERAGE
FACILITIES IN B.FEHENDHOO

SUB TITLE:
WATER AND SEWERAGE FACILITIES

CLIENT:
MINISTRY OF CONSTRUCTION,
HOUSING &
INFRASTRUCTURE

CONTRACTOR:
MALE' WATER & SEWERAGE
COMPANY PVT.LTD

DESIGN CONTRACTOR:
MALE' WATER & SEWERAGE
COMPANY PVT.LTD

TYPE OF
DRAWING:

DETAIL DESIGN

LEGENDS & NOTES:

LIGHT SWITCH (1 GANG - 6 GANG)

LIGHT POST

DRAWN BY:

FATHMATH FAZEELA

DRAWING
TITLE:

PIPE RACK ELEVATION

DRAWING NO:

25-E07-FEHN-WS-D1-DD-12

PAGE NO:

12

SCALE:

AS GIVEN

REV NO:

00

DATE:

04th DECEMBER 2025

PAPER SIZE:

A3

LOCATION:

B.FEHENDHOO

ARCHITECT
/CHECKER
STAMP:

STRUCTURAL
ENGINEER
/CHECKER
STAMP:

ELECTRICAL
ENGINEER
/CHECKER
STAMP:

REV NO.

DATE

REVISION DESCRIPTION

MWSC-C3-F-06 Rev00